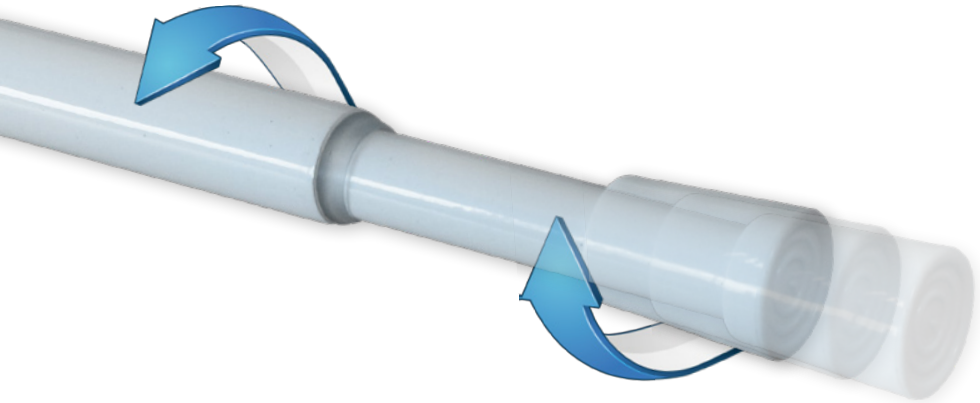
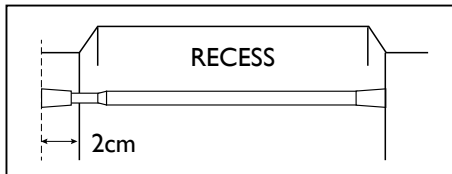
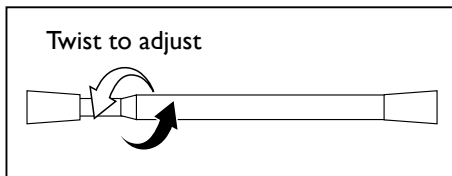


Twist Tension Rod

Fitting Instructions



STEP 1: Twist to unscrew the Tension Rod to approx. 2cm larger than the recess to be fitted.



STEP 2: Slide your net or curtain onto the Rod. Compress the Rod and put into position within the recess – the self locking rod should now be secure.

